Auvik TrafficInsights

Auvik NETWORK MANAGEMENT

Giving you deep visibility into traffic flows across your network

These stories are real — and so is the pain

Calls are coming in and you've received the first network alerts: The network is congested. What's causing it?

Last week it was Dave and Jessica in finance, streaming YouTube as background music. That saturated the network and affected business-critical applications. It wasn't great but it was far from an emergency.

Today, the diagnosis is far more grim. There's lots of traffic leaving your network and it's destined for a never-before-seen IP address in a country you have no business dealings in.

You know this because you're using Auvik TrafficInsights and all the evidence is there on your dashboard. Now you can jump in and fix it—fast.

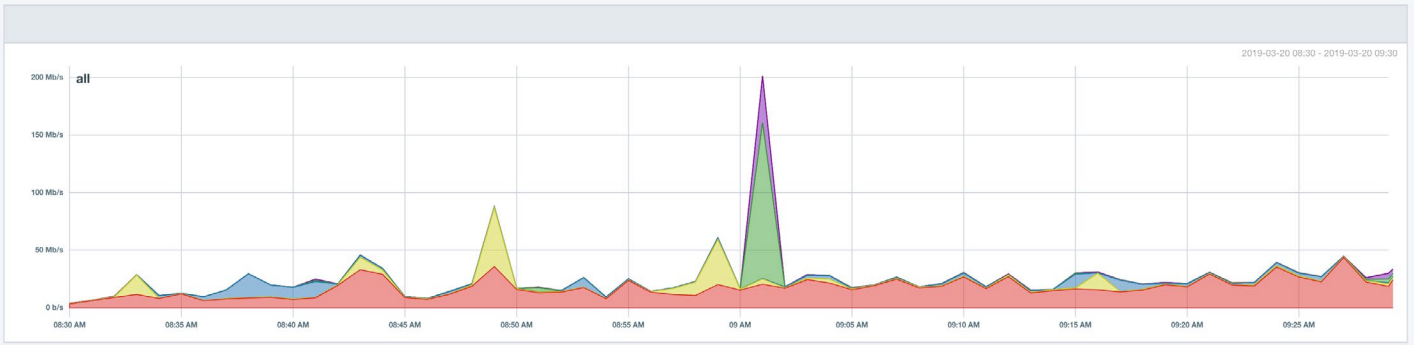

The what, who, where of network traffic

TrafficInsights shows you what applications are being used on the network, who is using those applications, and where the data is going, giving you insights such as:

- Who's using banned applications such as BitTorrent
- Who's hogging bandwidth and slowing down the network
- Why your web server is receiving so many connections from North Korea
- What a hacked server is connected to during an infection

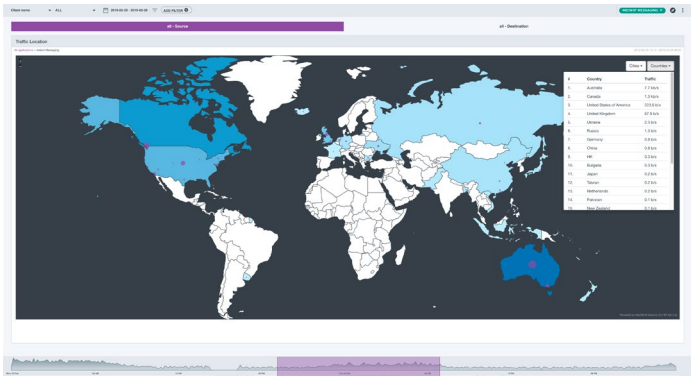

The TrafficInsights nitty gritty

TrafficInsights goes beyond NetFlow, supplementing flow data with other information sources and using machine learning to extract additional insights.

TrafficInsights gives you real-time data, plus historical information, for:

- All traffic—even encrypted traffic—across flow-monitored devices
- Traffic by application, protocol, IP, port, and web domain
- Top addresses and top conversations
- Visual representations of where traffic is going once it leaves the network

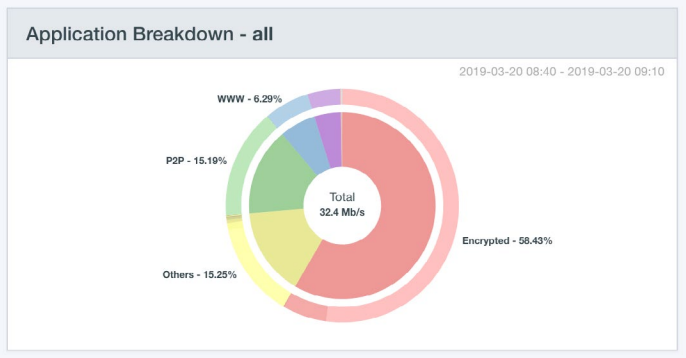

What devices can TrafficInsights be used on?

TrafficInsights can be used on any network device that supports NetFlow v5, NetFlow v9, IPFIX, J-Flow, or sFlow.

The best device for using TrafficInsights is the perimeter device, such as the firewall or edge router. This gives you visibility into all internet-bound traffic—the north-south flows—and helps you answer questions like why the internet is slow.

From there, enabling TrafficInsights on core routers and switches gives you better visibility into internal traffic —the east-west flows.



How do I get started with TrafficInsights?

Setting up TrafficInsights is simple and takes just a few minutes. You don't need any extra devices or software—you simply set up your existing Auvik collector to ingest flow-based data.

Get started with TrafficInsights today.

© Copyright 2013-2024 Auvik Networks Inc. All rights reserved. Auvik, the logo, and other identifiers of Auvik goods or services are trademarks of Auvik Networks Inc and may not be used without express written permission.